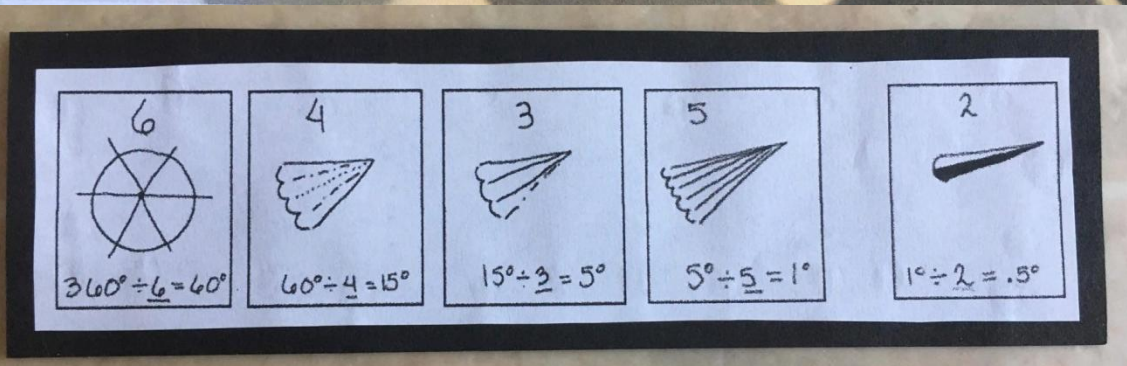


# The Inner Structure and Formulas of the Sabian Symbols



For more information, please visit me at [www.sabiangeometry.com](http://www.sabiangeometry.com)

## THE DIVISIONS OF THE ZODIAC

*Pages 43 and 44 of Sabian Symbols in Astrology by Dr. Marc Edmund Jones*

The meaning of the degrees, on the mathematical side, comes from the various stages in the progressive divisions of the circle through which the astrological schematism is established. The initial dichotomy produces the factor of hemispheres and the fractioning of each such division by three gives the two-mansion segments of sixty degrees each, such as are also defined by the chords of the radius. The six groups of two astrological mansions each are of primary importance. Thus Aries-Taurus is a positive and negative pair, as is Gemini-Cancer and the rest in order. The first and second houses are a discretion-obligation complementation, as is true of the third-fourth and the others. A dividing of each of these pairings by four gives the half sign—which is not found in the conventional astrological literature, thanks to an entrenched predilection for the decanates or third-parts of the signs—and the division of these fifteen-degree segments by five is responsible for three-degree groups which are divided in turn by six to provide the half-degree emphasis.

The threefold and fourfold factors in the whole circle, or quadratures and triplicities in their functional role, provide the rationale of the signs and houses. They have become the established basis for all astrological charting of character and delimitation of circumstances. The fivefold and sixfold factors provide contrariwise the symbolical outreach to the more unconditioned, nonpatterned and illimitably extensive side of individuality, and so offer an organization of the general human experience through which each person achieves his self-discovery. Dividing the whole circle by six gives the paired signs of sixty-degree segments. These are the chords defined by the radius. They have in consequence a continued and symbolical relationship with both the center and the circumference, and in that fact suggest a species of independence or self-sufficiency different from the mutual dependence on each other of the hemispheres which the diameter establishes and builds into the quadrature and triplicity distinctions.

The fivefold and sixfold factors provide contrariwise the symbolical outreach to the more unconditioned, nonpatterned and illimitably extensive side of individuality, and so offer an organization of the general human experience through which each person achieves his self-discovery.

If the threefold and fourfold factors are used to distribute the sign pairings, the division of sixty by four yields fifteen, and its divisions by three gives the five-degree sequences in order around the circle. This mathematical irregularity (6, 4, 3, 5, 2) creates a more effective symbolism than the three-degree groups of half signs, or an alternate and possibly more ideal approach to the goal. The displacement of the five factor effects a definition of the basic absoluteness of self-act through a fivefold range of skill or competency in self-manifestation. The emphasis is on man's complete freedom to find or loose at will, since his self-integration can be charted through any one of the many available patterns disclosed at least in potentiality through the zodiacal relationships. Alignment may be made with whatever phase of life offers the most immediate and worth-while rewards. It is such a possibility of wholly unfettered choice that the symbolization of the degrees reveals to the creative insight of the astrologer.



## THE INNER STRUCTURE DECODER



## THE INNER STRUCTURE DECODER

As you read Dr. Jones' material on pages 43 and 44 from Sabian Symbols in Astrology, transcribed for your convenience on the previous page, you can visualize his divisions of the zodiac on the Decoder above. A DIY Decoder is also available as a free download if you would like to make one for yourself to keep track of the fivefold and sixfold divisions. The Inner Structure Decoder can be used for all signs, as you travel through the zodiac!

### The threefold division:

Three Realms: Physical (or "habit") ~ Social (or "emotional") ~ Spiritual (or "mental")

### The fivefold division:

E (experimental), S (sensitive), R (receptive), R\* (responsible), I (inspired).

\*Mark your Decoder with an asterisk on the second R\* (responsible) in each five-fold to distinguish it from R (receptive).

The sixfold division: The black origami star (you don't have to make the origami version; although, I do recommend it! It helps with the precision needed to indicate the exact series of the fivefold. Instructions will be included in the DIY IS Decoder download for you to make your own origami six-pointed star. This device automatically points to all of the corresponding phases of each fivefold at once!

For more information, please visit me at [www.sabiangeometry.com](http://www.sabiangeometry.com)

## THE SUMMARY SHEET

THE INNER STRUCTURE		DEGREES	LEVEL
SIGN	5-FOLD		
DEGREE	DATE	MOON PHASE	
ANSWERED BY			
DEGREE	DATE	MOON PHASE	
PERSONAL SIGNIFICANCE			
JOURNAL			
TAGLINE – SPECIALIZING (objective)		TAGLINE – GENERALIZING (subjective)	
Z	Q	T	

## The Axes

The Summary Sheet can be re-created with modifications according to your preferences. The idea is to be able to bring the two degrees from each hemisphere onto one sheet for your review. Print out 15 of these pages per sign to go along with your zodiacal calendar pages.

1°-16°	6°-21°	11°-26°
2°-17°	7°-22°	12°-27°
3°-18°	8°-23°	13°-28°
4°-19°	9°-24°	14°-29°
5°-20°	10°-25°	15°-30°

## The Three Realms

Alright, so the Summary Sheet above allows us to see the axes—the way that one hemisphere comes in comparison to, or in answer to, the other hemisphere. The lower hemisphere (which is the northern) is the Specializing-Objective hemisphere when we are working within a sign), and the upper (or Southern) is the Generalizing-Subjective hemisphere, again, when we are dealing with individual signs. We will be going through the twelve signs in this manner, and the Summary Sheet is a way to compare these degrees side by side.

But we also are able to do a comparison and unfoldment of the inner structure within each hemisphere. Look at the decoder and see how each hemisphere consists of three realms—Physical, Social and Spiritual. These three are each double-mansions; the corresponding degrees within the three realms of each hemisphere are as follows:

Specializing-Objective Hemisphere	Generalizing-Subjective Hemisphere
1°-6°-11°	16°-21°-26°
2°-7°-12°	17°-22°-27°
3°-8°-13°	18°-23°-28°
4°-9°-15°	19°-24°-29°
5°-10°-15°	20°-25°-30°

## THE PLANETARY ACTIVITY SHEET

Now, let's get to know ourselves! Do you have your natal chart? If not, here's what you can do. Go to [www.astro.com](http://www.astro.com) and get a free "myastro" account there. You can create your own natal chart with your birth data: Name, location (city, state), date, and time of birth. Time of birth is extremely important. If you do not know it, try your best to find out.

On the next page you will be doing an activity of finding out exactly how your planets fit in the inner structure—are they objective? Subjective? What part of the fivefold are they in? Learning this about our own planets is a most fascinating study! Take your time. Find a quiet space, a period of time where you will be able to concentrate. This is your first immersion into the inner structure. You will learn a lot about you!

Read over the instructions and familiarize yourself with what information is provided and where it will be filled in.

As before, feel free to recreate this and modify it to your preferences. Here is an opportunity to review how and where your own natal planets fall into the rhythm of the Inner Structure of Symbolical Astrology! Go ahead! Fill your planets sign and degrees in according to the information given below. You are asked to include the entire sixfold that your planet's degree is a part of so that you can see all of the other relative, linking degrees to which it corresponds. Take your time! This will be a keeper!

The Key – you will list ALL of the numbers into your activity sheet, and will circle the degree for your planet. You want to know all of the relevant degrees that are a part of your planet's sixfold pattern.

<b>E</b> <b>Experimental</b>	<b>S</b> <b>Sensitive</b>	<b>R</b> <b>Receptive</b>	<b>R*</b> <b>Responsible</b>	<b>I</b> <b>Inspired</b>
<b>1</b>	<b>2</b>	<b>3</b>	<b>4</b>	<b>5</b>
<b>6</b>	<b>7</b>	<b>8</b>	<b>9</b>	<b>10</b>
<b>11</b>	<b>12</b>	<b>13</b>	<b>14</b>	<b>15</b>
<b>16</b>	<b>17</b>	<b>18</b>	<b>19</b>	<b>20</b>
<b>21</b>	<b>22</b>	<b>23</b>	<b>24</b>	<b>25</b>
<b>26</b>	<b>27</b>	<b>28</b>	<b>29</b>	<b>30</b>

The Activity: YOUR PLANETS IN THE INNER STRUCTURE

	Ex.	☉	☾	♂	♀	♂	♂	♂	♂	♂	♂	♂	♂	♂	♂	♂
Sign Degree	♈ 27°															
sixfold	2															
	7															
	12															
	17															
	22															
	27															
fivefold	S															

Here are the glyphs for the planets and the signs. Practice on a separate page if you aren't familiar with these, but please do get familiar with them! They're fun! They will facilitate and accompany all that we do.

#### The Twelve Zodiacal Signs


♈	Aries	♌	Leo	♐	Sagittarius
♉	Taurus	♍	Virgo	♑	Capricorn
♊	Gemini	♎	Libra	♒	Aquarius
♋	Cancer	♏	Scorpio	♓	Pisces

#### The Two Luminaries and the Eight Planets

☉ Sun	☾ Moon	
☿ Mercury	♀ Venus	♂ Mars
♃ Jupiter	♄ Saturn	
♅ Uranus	♆ Neptune	♇ Pluto

## Some Optional Views!

Here's another sheet of optional ways you can view the information of the Inner Structure. Which one is easiest for you? Which do you resonate with? Each provides the same information (example for sign of Leo), but the information is transposed in the samples from rows to columns and vice versa. Then again, you may like the wheel formation best!

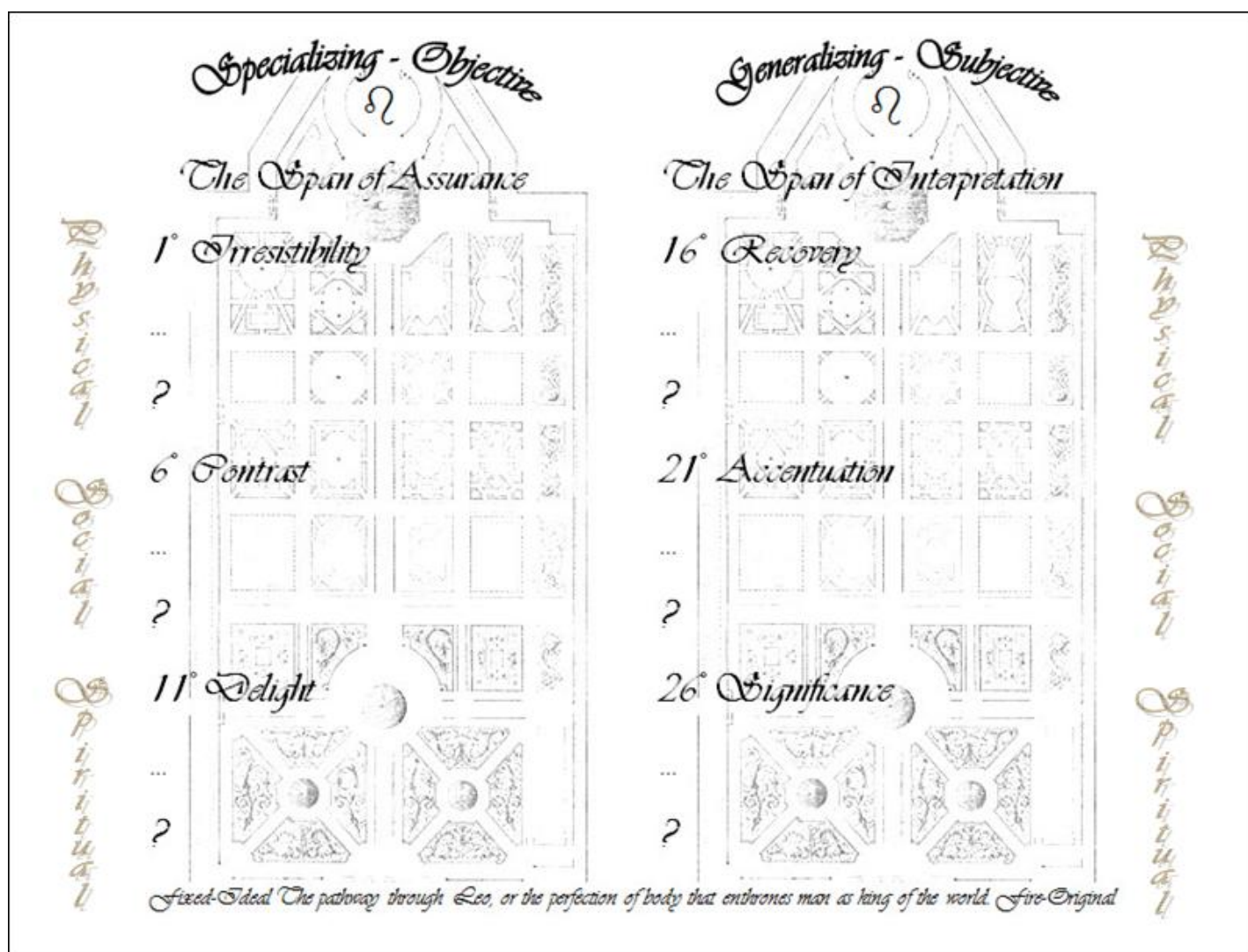
<p>"The emphasis is on man's complete freedom to bind or loose at will, since his self-integration caan be charted through any one of the many available patterns disclosed at least in potentiality through the zodiacal relationships. Alignment may be made with whatever phase of life offers the most immediate and worth--while rewards. It is such a possibility of wholly unfettered choice that the symbolization of the degrees reveals to the creative insight of the astrologer." Sabian Symbols in Astrology, Chapter Four, page 44</p>			
The Hemispheres of Leo ~ Keyword: Assurance			
♌	1'-15' Specializing - Objective	16'-30' Generalizing - Subjective	
P h y s i c a l  S o c i a l  S p i r i t u a l	1' Irresistibility	16' Recovery	
	2' Infection	17' Communion	
	3' Decision	18' Instruction	
	4' Morale	19' Congeniality	
	5' Endurance	20' Fidelity	
	6' Contrast	21' Accentuation	
	7' Surety	22' Enlightenment	
	8' Leaven	23' Audacity	
	9' Deftness	24' Imperturbability	
	10' Rejuvenation	25' Adequacy	
	11' Delight	26' Significance	
	12' Companionship	27' Genesis	
	13' Retrospect	28' Ramification	
	14' Ingenuousness	29' Importunity	
	15' Demonstration	30' Confidence	
			
The Three Realms of the Hemispheres of Leo			
♌	Physical - Habit	Social - Emotional	Spiritual - Mental
H e m i s p h e r e s	1' Irresistibility	6' Contrast	11' Delight
	2' Infection	7' Surety	12' Companionship
	3' Decision	8' Leaven	13' Retrospect
	4' Morale	9' Deftness	14' Ingenuousness
	5' Endurance	10' Rejuvenation	15' Demonstration
	16' Recovery	21' Accentuation	26' Significance
	17' Communion	22' Enlightenment	27' Genesis
	18' Instruction	23' Audacity	28' Ramification
	19' Congeniality	24' Imperturbability	29' Importunity
	20' Fidelity	25' Adequacy	30' Confidence
6-Fold Ordering of Realms and Hemispheres			
1' Irresistibility	6' Contrast	11' Delight	
16' Recovery	21' Accentuation	26' Significance	
2' Infection	7' Surety	12' Companionship	
17' Communion	22' Enlightenment	27' Genesis	
3' Decision	8' Leaven	13' Retrospect	
18' Instruction	23' Audacity	28' Ramification	
4' Morale	9' Deftness	14' Ingenuousness	
19' Congeniality	24' Imperturbability	29' Importunity	
5' Endurance	10' Rejuvenation	15' Demonstration	
20' Fidelity	25' Adequacy	30' Confidence	



## The Art

*“Principles for the Development of a Complete Mind: Study the science of art. Study the art of science. Develop your senses- especially learn how to see. Realize that everything connects to everything else.” — Leonardo da Vinci*

When we come to the end of a sign, we take the time to look back, to see where we were, where we’ve come, what business of life we’ve been up to! Now we take it to art. Below is a mere sampling of an attempt to do that. We might dance, or paint, or sing. We might light a candle, play drums or gongs. We might do yoga. Whatever your ‘art’ is, do that! After reviewing your experience of the inner structure and the sign, take it to art. Here is how I celebrated Leo. (Of course, it was filled in with memorized moments!



Welcome to the wonderful world of Symbolical Astrology and the Inner Structure of the Sabian symbols! I hope this handout has been of value to you as you listen along to the talk I gave at the summer conference of The Sabian Assembly on July 30, 2017. (I have been a member of The Assembly since 2008, having come into contact with them during the last phase of publication of my book, *On the Shoulders of Giants: Advanced Techniques in Sabian Symbology*.) The 2017 summer conference, however, was the first time that Symbolical Astrology: The Inner Structure has been presented. It was

well-received by my fellow members. I will be continuing my work with this amazing system, which has now been a daily involvement for over a year. I will be making more videos, doing more presentations, and, of course, providing you with more free downloads and activity sheets.

Namasté ~ Saijin

*"The Sabian Assembly is dedicated to the adventure of an increasing mastery of self and the world. Its goal is to help the individual climb to the top of even the most difficult mountain of understanding. Developing an exciting challenge for the mind, so the adventure will be fully appreciated, the Assembly concerns itself with various step-by-step ways to make the ascent to ultimate realization both facile in the accomplishment and progressively rewarding at every point of progress." Please visit [www.sabian.org](http://www.sabian.org) if you would like to learn more.*